



## ■ Features

- Universal AC input / Full range
- 2 pole USA plug
- No load power consumption < 0.075W
- **Energy efficiency Level VI**
- Comply with EISA 2007/DoE and NRCan
- Class II power (without earth pin)
- Protections: Short circuit / Overload / Over voltage
- Fully enclosed plastic case
- Pass LPS
- High operating temperature up to +70°C
- LED indicator for power on
- 3 years warrantysed plastic case

## ■ Applications

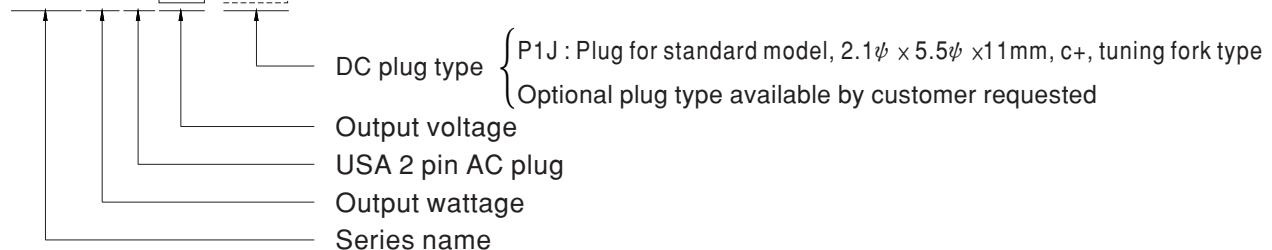
- Consumer electronic devices
- Telecommunication devices
- Office facilities
- Industrial equipments

## ■ Description

GST25U is a highly reliable, 25W wall-mounted style single-output green adaptor series. This product is a class II power unit (without FG), equipped with a 2-Pin standard USA AC power plug, adopting the input range from 85VAC to 264VAC. The entire series supplies different models with output voltages ranging between 5VDC and 48VDC that can satisfy the demands for various types of consumer electronic devices. With the efficiency up to 89% and the extremely low no-load power consumption below 0.075W, GST25U is compliant with USA EISA 2007/DoE and Canada NRCan. The supreme feature allows the adaptor to save the energy when it is either under the operating mode or the standby mode. The entire series utilizes the 94V-0 flame retardant plastic case, providing the double insulation that effectively prevents electrical shock. GST25U is certified for the international safety regulations.

## ■ Model Encoding

**GST 25 U 05 - P1J**

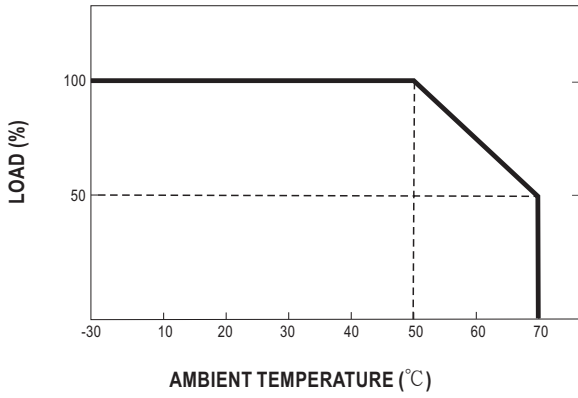




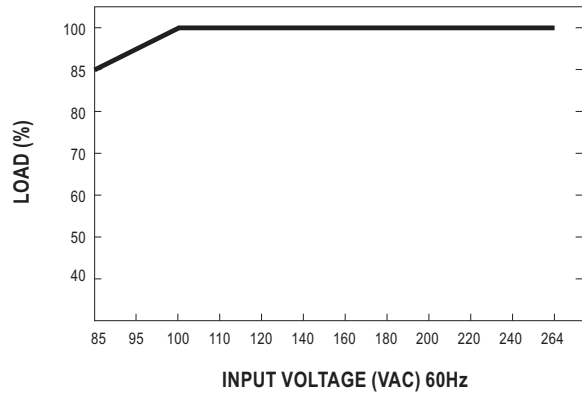
**SPECIFICATION**

ORDER NO.	GST25U05-P1J	GST25U07-P1J	GST25U09-P1J	GST25U12-P1J	GST25U15-P1J	GST25U18-P1J	GST25U24-P1J	GST25U28-P1J	GST25U48-P1J		
OUTPUT	<b>SAFETY MODEL NO.</b>	GST25U05	GST25U07	GST25U09	GST25U12	GST25U15	GST25U18	GST25U24	GST25U28	GST25U48	
	<b>DC VOLTAGE</b> Note.2	5V	7.5V	9V	12V	15V	18V	24V	28V	48V	
	<b>RATED CURRENT</b>	4.0A	2.93A	2.55A	2.08A	1.66A	1.38A	1.04A	0.89A	0.52A	
	<b>CURRENT RANGE</b>	0 ~ 4.0A	0 ~ 2.93A	0 ~ 2.55A	0 ~ 2.08A	0 ~ 1.66A	0 ~ 1.38A	0 ~ 1.04A	0 ~ 0.89A	0 ~ 0.52A	
	<b>RATED POWER (max.)</b>	20W	22W	23W	25W	25W	25W	25W	25W	25W	
	<b>RIPPLE &amp; NOISE (max.)</b> Note.3	80mVp-p	80mVp-p	80mVp-p	80mVp-p	100mVp-p	150mVp-p	180mVp-p	240mVp-p	240mVp-p	
	<b>VOLTAGE TOLERANCE</b> Note.4	±5.0%	±5.0%	±5.0%	±3.0%	±3.0%	±3.0%	±2.0%	±2.0%	±2.0%	
	<b>LINE REGULATION</b> Note.5	±1.0%	±1.0%	±1.0%	±1.0%	±1.0%	±1.0%	±1.0%	±1.0%	±1.0%	
	<b>LOAD REGULATION</b> Note.6	±5.0%	±5.0%	±5.0%	±3.0%	±3.0%	±3.0%	±2.0%	±2.0%	±2.0%	
<b>SETUP, RISE, HOLD UP TIME</b>	1000ms, 30ms, 50ms/230VAC      1500ms, 30ms, 15ms/115VAC at full load										
INPUT	<b>VOLTAGE RANGE</b> Note.7	85 ~ 264VAC									
	<b>FREQUENCY RANGE</b>	47 ~ 63Hz									
	<b>EFFICIENCY (Typ.)</b>	81.5%	84.5%	85%	86.5%	87%	87%	88%	88%	89%	
	<b>AC CURRENT</b>	0.6A / 115VAC		0.35A / 230VAC							
	<b>INRUSH CURRENT (max.)</b>	35A / 115VAC		65A / 230VAC							
	<b>LEAKAGE CURRENT(max.)</b>	0.25mA / 240VAC									
PROTECTION	<b>OVERLOAD</b>	110 ~ 150% rated output power Protection type : Hiccup mode, recovers automatically after fault condition is removed									
	<b>OVER VOLTAGE</b>	110 ~ 140% rated output voltage Protection type : Clamp by zener diode									
ENVIRONMENT	<b>WORKING TEMP.</b>	-30 ~ +70°C (Refer to "Derating Curve")									
	<b>WORKING HUMIDITY</b>	20% ~ 90% RH non-condensing									
	<b>STORAGE TEMP., HUMIDITY</b>	-40 ~ +85°C, 10 ~ 95% RH									
	<b>TEMP. COEFFICIENT</b>	±0.03% / °C (0 ~ 50°C)									
	<b>VIBRATION</b>	10 ~ 500Hz, 2G 10min./1cycle, period for 60min. each along X, Y, Z axes									
SAFETY & EMC (Note. 8)	<b>SAFETY STANDARDS</b>	UL60950-1, CSA C22.2, BSMI, CNS14336 approved									
	<b>WITHSTAND VOLTAGE</b>	I/P-O/P:4242VDC									
	<b>ISOLATION RESISTANCE</b>	I/P-O/P:100M Ohms / 500VDC / 25°C / 70% RH									
	<b>EMC EMISSION</b>	Compliance to FCC PART 15 / CISPR22 class B, CNS13438 class B									
OTHERS	<b>MTBF</b>	500Khrs min. MIL-HDBK-217F(25°C)									
	<b>DIMENSION</b>	79*54*33mm (L*W*H)									
	<b>PACKING</b>	198g; 60pcs/12.9Kg/1.22CUFT									
CONNECTOR	<b>PLUG</b>	See page 3,4 ; Other type available by customer requested									
	<b>CABLE</b>	See page 3,4 ; Other type available by customer requested									
NOTE	1. All parameters are specified at 115VAC input, rated load, 25°C 70% RH ambient. 2. DC voltage: The output voltage set at point measure by plug terminal & 50% load. 3. Ripple & noise are measured at 20MHz by using a 12" twisted pair terminated with a 0.1uf & 47uf capacitor. 4. Tolerance: includes set up tolerance, line regulation, load regulation. 5. Line regulation is measured from low line to high line at rated load. 6. Load regulation is measured from 10% to 100% rated load. 7. Derating may be needed under low input voltage. Please check the derating curve for more details. 8. The power supply is considered as an independent unit, but the final equipment still need to re-confirm that the whole system complies with the EMC directives. For guidance on how to perform these EMC tests, please refer to "EMI testing of component power supplies." (as available on <a href="http://www.meanwell.com">http://www.meanwell.com</a> )										

■ Derating Curve

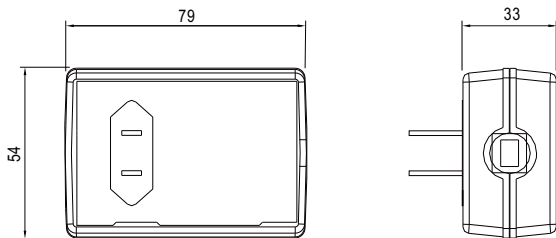
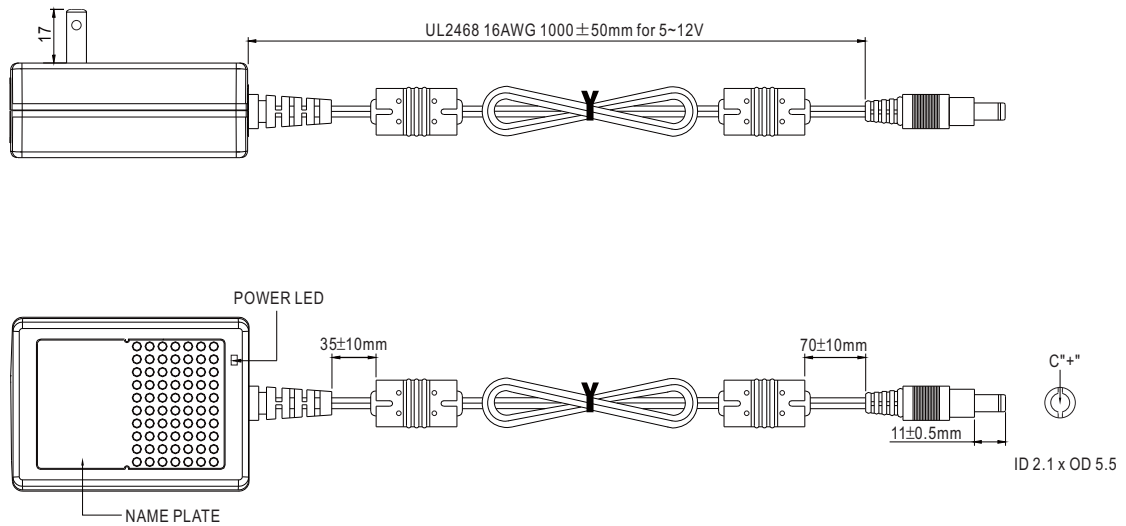


■ Static Characteristics



■ Mechanical Specification

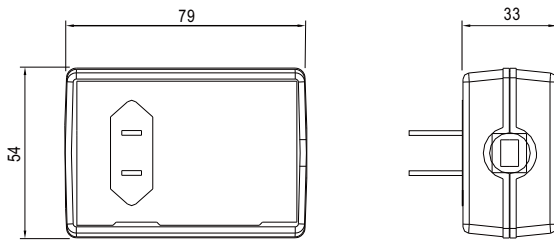
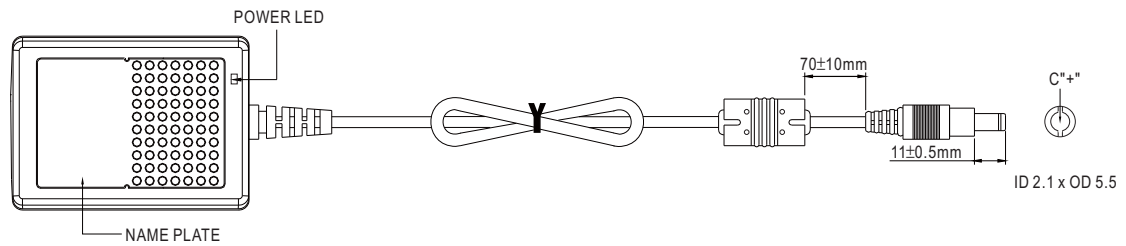
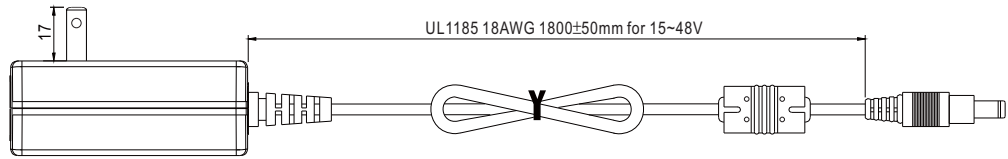
Unit:mm



■ Plug Assignment

Standard plug: P1J

P1J	
P/N	OUTPUT
CENTER	+



■ Plug Assignment

Standard plug: P1J

P1J	
P/N	OUTPUT
CENTER	+

■ Installation Manual

Please refer to : <http://www.meanwell.com/webnet/search/InstallationSearch.html>